









<p>We want to prepare our students for STAAR.</p> 	<p>STAAR Writing For grades 2 – 10</p> <p>This session helps students write responses to reading, especially the SCRs and the ECRs on STAAR, weaving reading and writing together.</p>	<p>Book: Text Structures and Fables Key strategies of the session:</p> <ul style="list-style-type: none"> • Basic responses to reading • Answer questions using text evidence • Writing SCRs and ECRs • Non-traditional formats for response variety • STAAR essay reader rubric • TEKS strands crash course
<p>We need help with grammar (revising and editing on STAAR too).</p> 	<p>Grammar Keepers For grades 3 – 10</p> <p>This session covers a unique system for teaching grammar in a way that students actually remember, within the context of their own writing. A key component of this system is daily oral work.</p> <p>This prepares students for knocking out the editing questions on STAAR.</p> <p>A TEKS alignment document is provided.</p>	<p>Book: Grammar Keepers Key strategies of the session:</p> <ul style="list-style-type: none"> • The dialogue of grammatical choices • Revising and editing • Pitchforking • Correct sentence construction vs. fragments/comma splices • Tracking sheets
<p>We want to teach the effect of an author's craft on a reader.</p> 	<p>Building Craft For grades 3 – 10</p> <p>Each lesson in this resource provides a craft lesson using a student-written mentor text. Students learn to notice and name the craft, and use it in their own writing in order to experience the effect on a reader.</p> <p>A TEKS alignment document is provided.</p>	<p>Book: Fun-Size Academic Writing Key strategies of the session:</p> <ul style="list-style-type: none"> • Text structures and kernel essays • Craft lessons in informational/argument/narrative writing • Building a writer's toolbox • Icon glossary • Color it up • Pitchforking

<p>We need to deepen analysis of structure/genre/craft.</p> 	<p>Poetry For grades 3 – 10</p> <p>These unique and engaging lessons show educators how to “pop the hood” on a poem to discover what makes it work, using text structure to unlock the “engine” of a poem.</p> <p>It provides instructional sequences that vary the way students can read and write poems and other genres.</p> <p>A TEKS alignment document is provided.</p>	<p>Book: Text Structures from Poetry Key strategies of the session:</p> <ul style="list-style-type: none"> • Features of the genre • Effect of author’s craft • Composing poems • Identification (and then use) of structure
<p>To deepen analysis of theme.</p> 	<p>Analyzing Theme with Fairy Tales For grades 3 – 10</p> <p>Students read a fairy tale, write truisms, select or create text structures to compose a kernel essay about an abstract concept, or theme, in the story.</p> <p>Students move from depending on teacher guidance to becoming self-regulated, analytical writers.</p> <p>A TEKS alignment document is provided.</p>	<p>Book: Text Structures from Fairy Tales Key strategies of the session:</p> <ul style="list-style-type: none"> • Truisms • Kernel essays for writing about theme • Shopping for a text structure • Adapting lessons for reading or writing or both
<p>We need to focus on non-fiction.</p> 	<p>Focus on Non-Fiction For grades 4 – 10</p> <p>Using powerful historical documents as texts for reading and writing, this session teaches students to navigate complex texts by chunking them and identifying the unique text structures and rhetorical devices of each piece.</p> <p>A TEKS alignment document is provided.</p>	<p>Book: Text Structures from the Masters Key strategies of the session:</p> <ul style="list-style-type: none"> • Quick lists • Writing and sharing kernel essays • “Picking up the pieces” structure and FDR’s Pearl Harbor address • “No thank you” structure and letter by Indians of the Six Nations • “Problem/solution” structure and the Declaration of Independence

<p>We need more writing across the content areas.</p> 	<p>Easy Writing for Content-Area Teachers Content area teachers don't want to assign full-blown essays, but students need daily writing. This session offers quick and easy writing activities for students to show what they have learned.</p> <p>A TEKS alignment document is provided.</p>	<p>Book: Text Structures and Fables Key strategies of the session:</p> <ul style="list-style-type: none"> • QA12345 • Cubing • Three-in-one Infoshots • Ba-da-bing • Three-things responses • One-liners
<p>We need Spanish-language materials.</p> 	<p>Ándale ya! Grammar, Spelling, and Composition for Dual Language Classrooms For any dual language classrooms Maureen Uclés has translated Gretchen Bernabei's strategies into Spanish, and delivers an entire year's plans, alternating weeks in Spanish and English. Designed for a 4th grade classroom, it's easily adjusted to use in grades 3-8.</p>	<p>Book: ¡Ándale ya! Key strategies of the session:</p> <ul style="list-style-type: none"> • Parts of speech • Sentence correctness • Stinky sentences • Renaming • Pitchforking • Ba-da-bing slam • Composition processes for all TEKS
<p>We need support in implementing what we have learned.</p>	<p>You can plan multiple days with our team, tailored for you, scheduled throughout the year. Our implementation days always begin with our team listening to your teachers: debriefing about what went well and what didn't, celebrating, troubleshooting, and sharing adaptations.</p>	<p>Possibilities for more support:</p> <ul style="list-style-type: none"> • Model teaching in your classrooms and debriefing with your teachers • Team teaching with your teachers • Reading and analyzing your students' STAAR essays • Additional sessions from this list